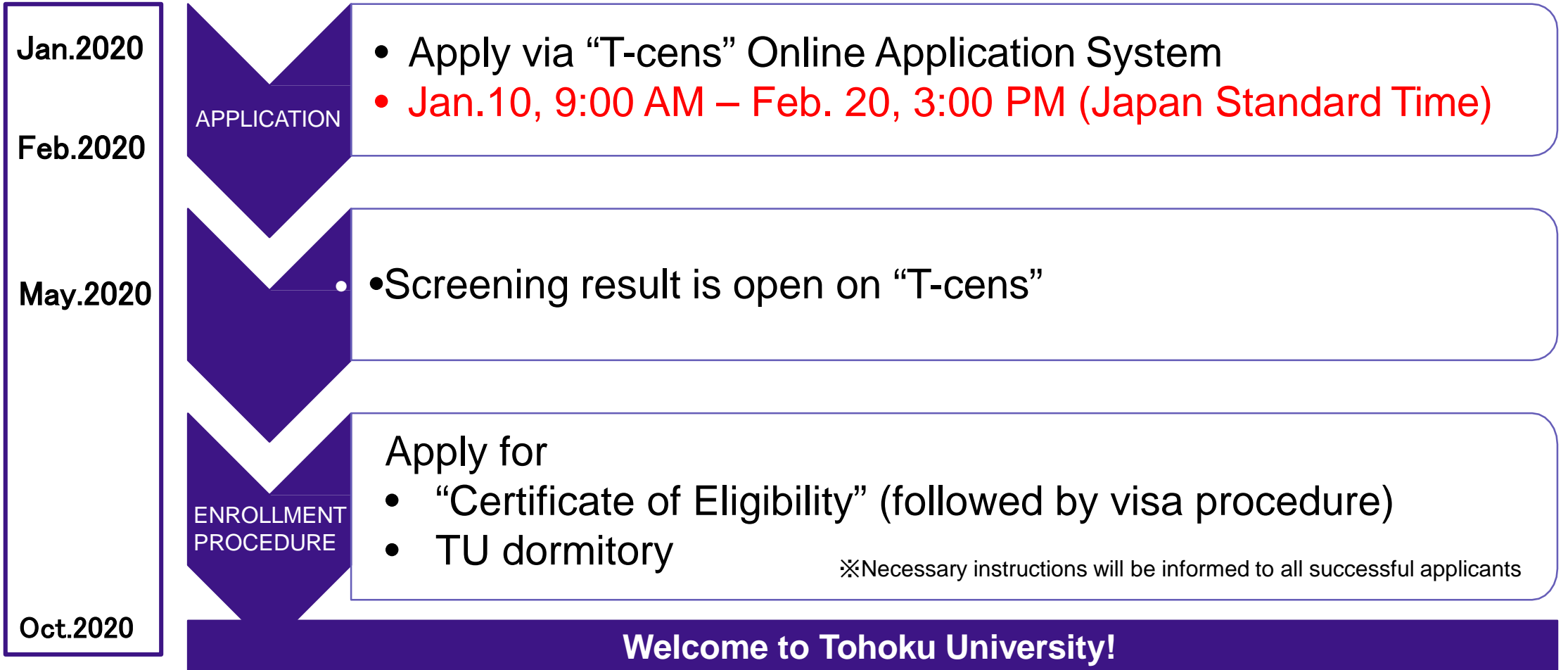




Tohoku University Exchange Programs

Application Overview

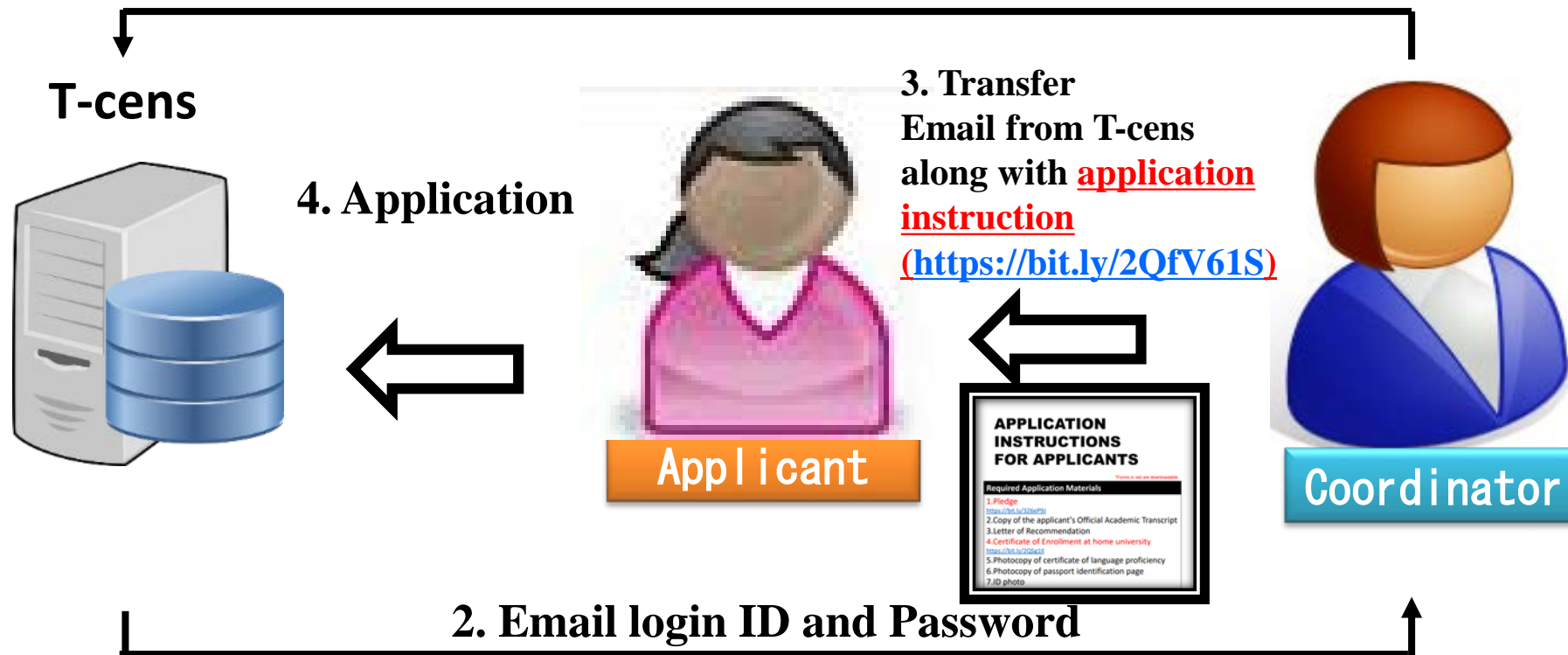
for 2020 Fall enrollment



Application Procedure

1. Nominate the applicant via T-cens (online application system).
2. Send ID and Password issued by T-cens along with log-in URL to the applicant.
3. Applicant makes an application.

1. Nomination





TOHOKU UNIVERSITY

Nomination


Get a nomination URL from the “T-cens

1. Visit the following:

https://applicant.insc.tohoku.ac.jp/t-cens_tohoku_ex/new_user.php

System requirements

- Google Chrome (latest ver.)
 - Mozilla Firefox (latest ver.)
 - Microsoft Internet Explorer 9, 10 or 11
- *PC only (mobile platforms are not supported)

1.  Tohoku University
Exchange Programs Online Application for 2018 Enrollment

This online application system is limited to students officially nominated by partner universities of Tohoku University. You are required to submit the application form and all supplemental application materials through the person in charge at your home university.

Please read the "Application Information" below carefully, and complete applications before the deadline.

[Application Information](#)

Application period for 2018 Fall enrollment:
from 9:00 AM, January 10, 2018 (Japan Standard Time)
to 3:00 PM, February 20, 2018 (Japan Standard Time)

2.

Thank you for your interest in joining Tohoku University.

List of supplemental application materials

- Statement of Purpose/Study Plan, Pledge
 - JYPE
 - IPLA
 - COLABS
 - DEEP
 - DEEp-Bridge(Undergraduates)
 - DEEp-Bridge(Graduates)
- Copy of the applicant's Official Academic Transcript (Include an explanation in English of the grading scale.)
- Letter of Recommendation by academic adviser at home university
- Certificate of Enrollment at home university(MUST use following prescribed form) (Form)(Certificate of Enrollment)
- Photocopy of certificate of language proficiency

JYPE	TOEFL, TOEIC, IELTS, CAMBRIDGE, CET,
IPLA	TOEFL IBT® Test 79 or equivalent
COLABS	
	Undergraduates: JLPT N1 or equivalent
	Graduates: JLPT N1, equivalent score in Japanese
DEEP	Japanese: TTJJP/SPOT65
Bridge	English: TOEFL IBT® Test 79 or equivalent
	(English test score is not required for those who obtain TTJ&SPOT 85 or above)
	Graduates: TTJ&SPOT 85 or TOEFL IBT® Test 79 or equivalent

Note:DEEP(graduate) and DEEp-Bridge are no longer applicable from 2020 Fall enrollment.

2. Enter your(Coordinator's) email address into the field.



TOHOKU UNIVERSITY

Nomination

Nominate Applicant(s)

3. You will receive an automated email from the system.

From: T-cens.support@applicant.insc.tohoku.ac.jp

Subject: [Tohoku University T-cens] Nomination URL

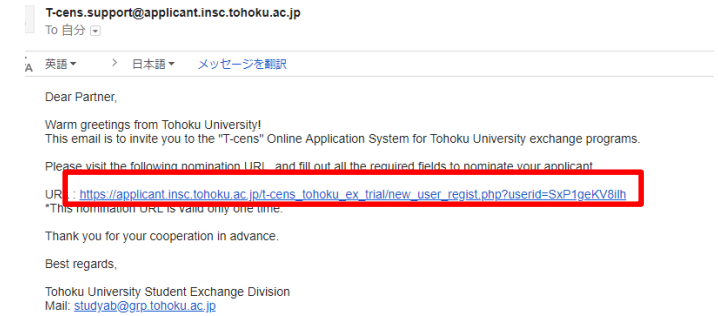
4. Visit the nomination URL provided in the email above.

5. Fill out all the required fields.

*Only standard English alphabetic characters and numbers are supported. Accented characters like "á", "ç", "ë" etc. are not accepted.

6. Press the "NOMINATE" button to complete.

3.and 4.



5.

Telephone number + (country) (city) (area) (number) *Required

6. **NOMINATE**



Nomination

Get login ID(s) and Password(s)

7. You will receive an automated email from the system.

From: T-cens.support@applicant.insc.tohoku.ac.jp

Subject: [Tohoku University T-cens] Nomination completed

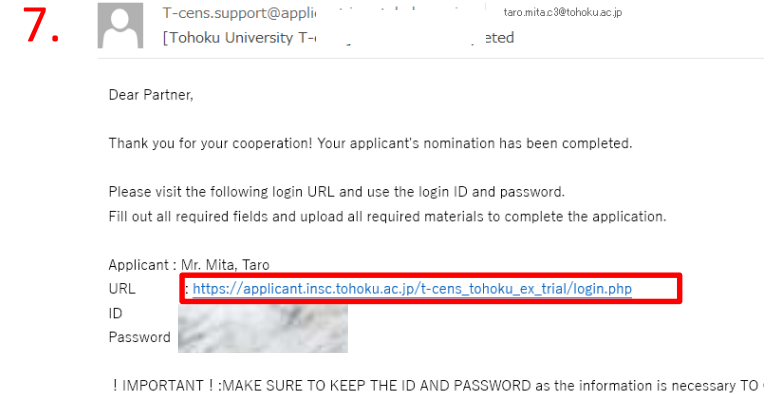
8. Transfer the email to the applicant **along with Application Instruction** (<https://bit.ly/2loJgac>).

BE SURE TO SEND APPLICATION INSTRUCTION TO APPLICANTS.

No excuses would be accepted in case the application meets refusal due to inaccuracies caused by failing to follow the guideline.

***If you have more than one applicant, you are required to go through nomination process from the beginning (P3) and get other login ID(s) and password(s).**

The nomination URL is valid only one time.



8. APPLICATION INSTRUCTIONS FOR APPLICANTS

Required Application Materials

1. Pledge
<https://bit.ly/226e29j>
2. Copy of the applicant's Official Academic Transcript
3. Letter of Recommendation
4. Certificate of Enrollment at home university
<https://bit.ly/205g1t1>
5. Photocopy of certificate of language proficiency
6. Photocopy of passport identification page
7. ID photo



TOHOKU UNIVERSITY

Screening and Follow-up

Screening Results

1st screening result will be delivered **only to unsuccessful applicants** around the end of March and final screening results will be announced **by early May 2020** on the T-cens.

All applicants must go through the screening process.

Only successful applicants will be admitted.

Tohoku University
Exchange Programs Online Application for 2018 Enrollment

Applicant Information

Applicant ID	EXCOLA180001
First Name	First
Family Name	Family
Sex	Male
Birthday	0003-03-03
University	University of Victoria
Nationality1	Bangladesh
Nationality2	Bahrain
Program	Cooperative Laboratory Study Program (COLABS)
E-mail	icomcorp.name1+student1000@gmail.com

Message

New	Date	Subject
NEW	2017-09-20 13:34:31	Welcome to the T-cens Online Application System

Online Application Procedures

STEP 1. Application
STEP 2. Registration for Arrival Information

RESULTS

RESULT	Passed	JASSO SCHOLARSHIP	Awarded
Study Period	Spring semester and Fall semester	Faculty/School	法学部 教授 東北大学

(Important) Things you MUST do before studying abroad (click the link below)
http://www.insc.tohoku.ac.jp/english/exchange/preparing_to_arrive/

All rights reserved © Tohoku University T-cens



Screening and Follow-up

Others

Enrollment Procedure

We will announce application procedures (“Certificate of Eligibility” and dormitory application etc.) to successful applicants after we announce the screening results.

Support for those who have Health & Medical concerns

Tohoku University provides support and advice such as counseling, consultations and referrals for students who consider themselves to have health and medical issues.

After passing the screening, please let us know of the requests and about the service, if applicable.

However if you have anything you wish to clarify on this matter at the application stage, please do not hesitate to contact us.

Student Exchange Division: studyab@grp.tohoku.ac.jp. (following info needed: Applicant ID and Student's name)



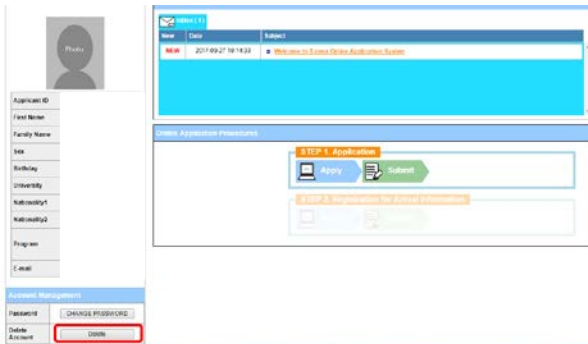
Application : FAQ

Q1. I cannot receive Nomination URL email from T-cens.(General)

Please check junk box of your email software. Sometimes the email server at your university recognizes the email from T-cens as a spam email.

Q2. I accidentally nominated the student for the program he/she does not desire. (General)

We need you to delete the current account from T-cens (see image below) and create a new account referring to the page 4, "STEP 1-1:Nomination".





Application : FAQ

Q3 How can I get T-cens ID and Password for another applicant.(General)

Get another login ID(s) and password(s) by going through nomination process again from the beginning (P3).
You are not allowed to create 2 or more accounts at a time.
The nomination URL is valid only one time.